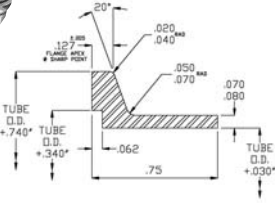


FLANGES

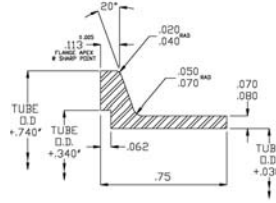
Machined Flanges for use with O-Ring Gaskets



F1029 SERIES

303, 304, or 305 Stainless Steel
For use with Clampco Retainer Series 42, 54, 61, and 81

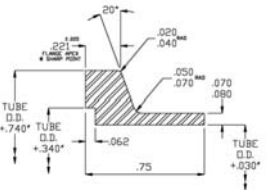
ENGLISH (inches)			
PART NUMBER	TUBE SIZE OUTSIDE DIAMETER	FLANGE INSIDE DIAMETER	FLANGE OUTSIDE DIAMETER
F1029M0150	1.50	1.53	2.24
F1029M0175	1.75	1.78	2.49
F1029M0200	2.00	2.03	2.74
F1029M0225	2.25	2.28	2.99
F1029M0250	2.50	2.53	3.24
F1029M0275	2.75	2.78	3.49
F1029M0300	3.00	3.03	3.74
F1029M0325	3.25	3.28	3.99
F1029M0350	3.50	3.53	4.24
F1029M0375	3.75	3.78	4.49
F1029M0400	4.00	4.03	4.74
F1029M0450	4.50	4.53	5.24
F1029M0500	5.00	5.03	5.74
F1029M0550	5.50	5.53	6.24
F1029M0600	6.00	6.03	6.74



F1032 SERIES

303, 304, or 305 Stainless Steel
For use with Clampco Retainer Series 41, 62, and 83

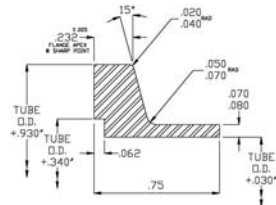
ENGLISH (inches)			
PART NUMBER	TUBE SIZE OUTSIDE DIAMETER	FLANGE INSIDE DIAMETER	FLANGE OUTSIDE DIAMETER
F1032M0150	1.50	1.53	2.24
F1032M0175	1.75	1.78	2.49
F1032M0200	2.00	2.03	2.74
F1032M0225	2.25	2.28	2.99
F1032M0250	2.50	2.53	3.24
F1032M0275	2.75	2.78	3.49
F1032M0300	3.00	3.03	3.74
F1032M0325	3.25	3.28	3.99
F1032M0350	3.50	3.53	4.24
F1032M0375	3.75	3.78	4.49
F1032M0400	4.00	4.03	4.74
F1032M0450	4.50	4.53	5.24
F1032M0500	5.00	5.03	5.74
F1032M0550	5.50	5.53	6.24
F1032M0600	6.00	6.03	6.74



F1030 SERIES

303, 304, or 305 Stainless Steel
For use with Clampco Retainer Series 52 and 82

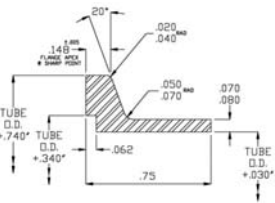
ENGLISH (inches)			
PART NUMBER	TUBE SIZE OUTSIDE DIAMETER	FLANGE INSIDE DIAMETER	FLANGE OUTSIDE DIAMETER
F1030M0150	1.50	1.53	2.24
F1030M0175	1.75	1.78	2.49
F1030M0200	2.00	2.03	2.74
F1030M0225	2.25	2.28	2.99
F1030M0250	2.50	2.53	3.24
F1030M0275	2.75	2.78	3.49
F1030M0300	3.00	3.03	3.74
F1030M0325	3.25	3.28	3.99
F1030M0350	3.50	3.53	4.24
F1030M0375	3.75	3.78	4.49
F1030M0400	4.00	4.03	4.74
F1030M0450	4.50	4.53	5.24
F1030M0500	5.00	5.03	5.74
F1030M0550	5.50	5.53	6.24
F1030M0600	6.00	6.03	6.74



F1033 SERIES

303, 304, or 305 Stainless Steel
For use with Clampco Retainer Series 43 and 63

ENGLISH (inches)			
PART NUMBER	TUBE SIZE OUTSIDE DIAMETER	FLANGE INSIDE DIAMETER	FLANGE OUTSIDE DIAMETER
F1033M0150	1.50	1.53	2.43
F1033M0175	1.75	1.78	2.68
F1033M0200	2.00	2.03	2.93
F1033M0225	2.25	2.28	3.18
F1033M0250	2.50	2.53	3.43
F1033M0275	2.75	2.78	3.68
F1033M0300	3.00	3.03	3.93
F1033M0325	3.25	3.28	4.18
F1033M0350	3.50	3.53	4.43
F1033M0375	3.75	3.78	4.68
F1033M0400	4.00	4.03	4.93
F1033M0450	4.50	4.53	5.43
F1033M0500	5.00	5.03	5.93
F1033M0550	5.50	5.53	6.43
F1033M0600	6.00	6.03	6.93



F1031 SERIES

303, 304, or 305 Stainless Steel
For use with Clampco Retainer Series 51 and 71

ENGLISH (inches)			
PART NUMBER	TUBE SIZE OUTSIDE DIAMETER	FLANGE INSIDE DIAMETER	FLANGE OUTSIDE DIAMETER
F1031M0150	1.50	1.53	2.24
F1031M0175	1.75	1.78	2.49
F1031M0200	2.00	2.03	2.74
F1031M0225	2.25	2.28	2.99
F1031M0250	2.50	2.53	3.24
F1031M0275	2.75	2.78	3.49
F1031M0300	3.00	3.03	3.74
F1031M0325	3.25	3.28	3.99
F1031M0350	3.50	3.53	4.24
F1031M0375	3.75	3.78	4.49
F1031M0400	4.00	4.03	4.74
F1031M0450	4.50	4.53	5.24
F1031M0500	5.00	5.03	5.74
F1031M0550	5.50	5.53	6.24
F1031M0600	6.00	6.03	6.74

NOTE: O-ring sealed flanges are for low temperature and structural applications. O-ring groove dimensions to be specified by customer.

CLAMPCO



Custom Order

Clampco can work with your custom requirements for a leak-proof connection. Our team will help you design a clamp that can withstand corrosive environments, severe vibration, high temperatures, and pressure changes. Contact Clampco for a reliable solution.