


STRAPS & STRAP ASSEMBLIES

Made-to-Order



Clampco stainless steel strap assemblies are frequently specified for both commercial and military applications. The metal straps are used to tie down or secure equipment to walls, decks, and interior and exterior vehicle surfaces.

Lengths range from 2.25 in. up to the customer's desired length. For certain applications, strap assemblies may be joined together to arrive at the required length. Customers specify latch styles, material gauge, band width, and hardware. The picture shows some common strap configurations.




DETERMINING BAND STRAP LENGTH

METHOD ONE

Using Dial or Vernier Calipers


Measure the overall length of the strap from the outside of each loop or band end with dial or vernier calipers as shown in the illustration. Keep the strap as flat as possible while measuring the length.



METHOD TWO

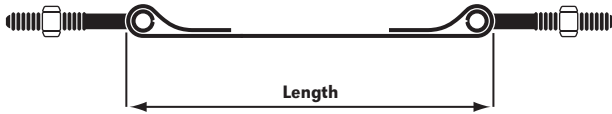
Using Tape Rule

When the strap length is longer than available calipers, carefully measure the overall length of the strap from the outside of each loop or band end with a tape rule as shown in the illustration. Keep the strap as flat as possible while measuring the length.

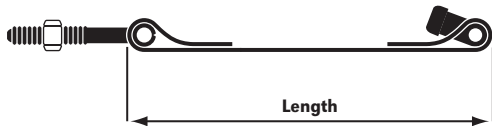




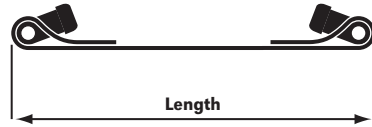
CLAMPCO STRAPS



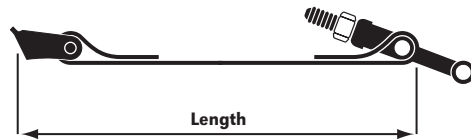
DOUBLE T-BOLT



T-BOLT AND TRUNNION

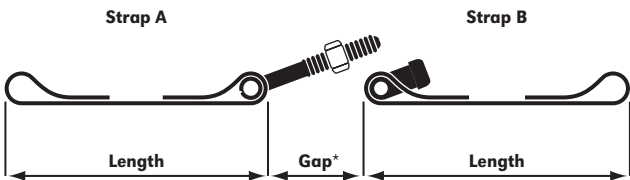


DOUBLE TRUNNION

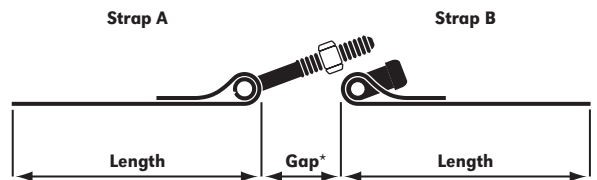


QUICK RELEASE AND T-BOLT

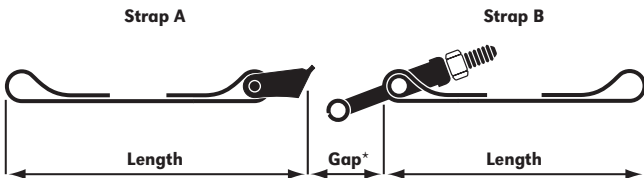
CLAMPCO STRAP ASSEMBLIES



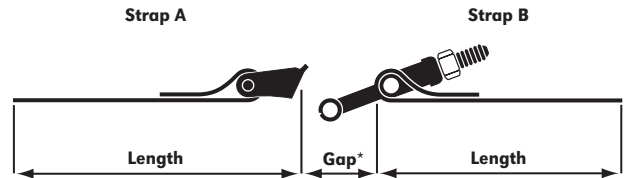
T-BOLT/TRUNNION LATCH WITH EMPTY LOOPS



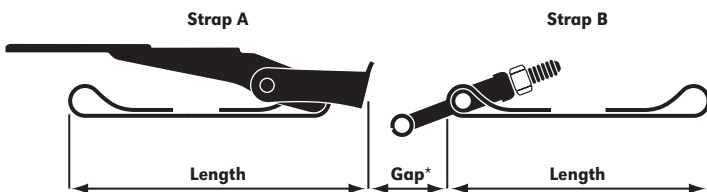
T-BOLT/TRUNNION LATCH WITH FLAT ENDS



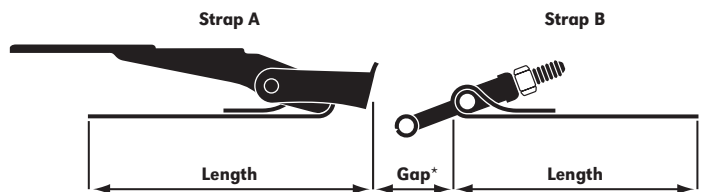
QUICK RELEASE/T-BOLT LATCH WITH EMPTY LOOPS



QUICK RELEASE/T-BOLT LATCH WITH FLAT ENDS



OVER CENTER/T-BOLT LATCH WITH EMPTY LOOPS



OVER CENTER/T-BOLT LATCH WITH FLAT ENDS

*Gap dimensions vary depending upon the type and size of hardware required for each application.